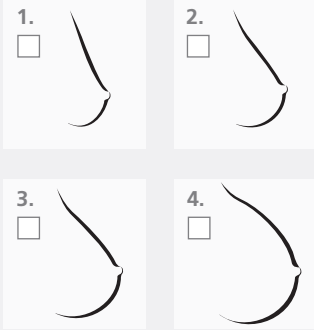




Patient Name: _____

Age: _____ Weight: _____ Height: _____ Pre-Op Bra Size: _____

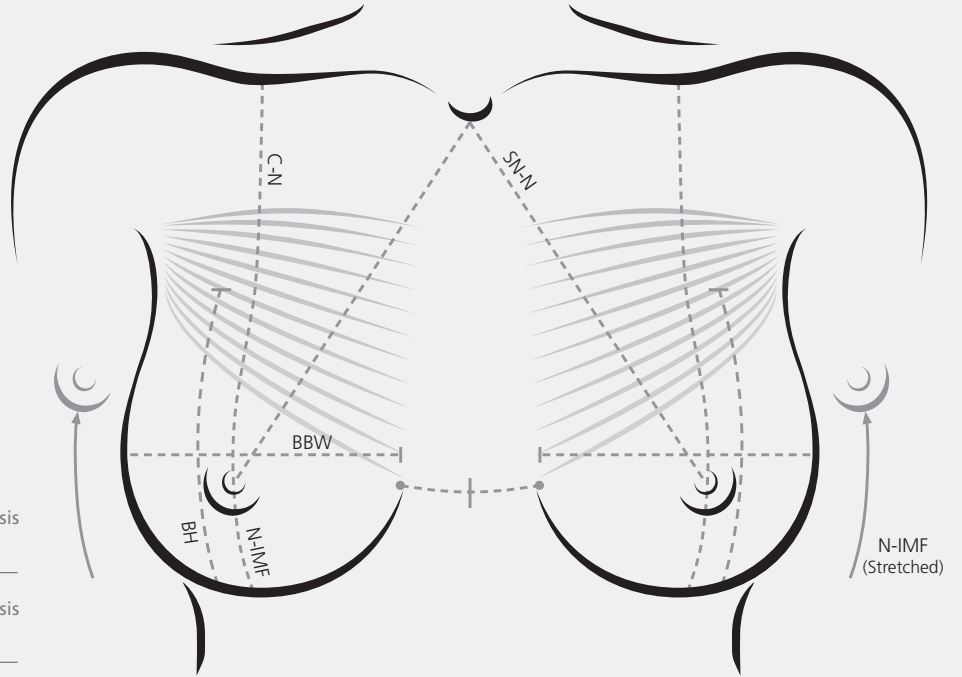
Desired Outcome:



Skin Envelope:

Right: Tight Moderate Loose with Ptosis

Left: Tight Moderate Loose with Ptosis



Patient Dimensions:

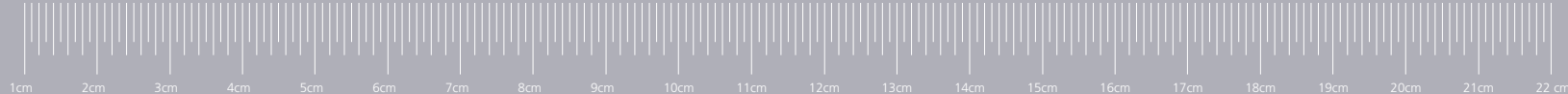
Measurement grid with columns for Right and Left. Rows include: Sternal Notch to Nipple (SN-N), Nipple to IMF (N-IMF), Clavicle to Nipple (C-N), Nipple to IMF (stretched), Breast Base Width (BBW), Upper Pole Pinch, Breast Height (BH), Areolar Diameter (vert. X horiz.), Medial Pinch, Intermammary Distance, and Lateral Pinch.

Observations:

Observation section with checkboxes for Breast Shape (Tubular, Round, Conical, Wide, Narrow, Other), Breast Exam, Estimated Breast Volume (Right, Left, Difference), Asymmetry (Chest Wall, Breast), and Nipple Level/IMF Level Discrepancy.

Surgery Planning:

Surgery planning section including Surgery Type (Augmentation, Revision, Reconstruction), Surgery Date, Location, Inframammary Fold (Raise, Keep, Lower), Preferred External Sizer (Volume, Profile, Breast Base Width), Incision Approach (Inframammary, Periareolar, Axillary, Other), Implant Placement (Subpectoral, Subglandular, Subfascial), and Implant Base Diameter.



BODY LOGIC™ PREOPERATIVE WORKSHEET

Product Selection:

Patient Name: _____

Mentor Implant Type:

- MemoryGel™
- Saline
- Spectrum
- Tissue Expander
- Low
- Medium
- Tall

Implant Specs

	Right	Left
Catalog #	_____	_____
Base Width	_____	_____
Height	_____	_____
Profile	_____	_____
Gel Volume	_____	_____
Saline Nominal Fill Volume	_____	_____
Saline Final Fill Volume	_____	_____

Tissue Expander Specs

	Right	Left
Catalog #	_____	_____
Base Width	_____	_____
Height	_____	_____
Volume	_____	_____
Final Fill Volume	_____	_____

Notes: _____

Right



[Attach Sticker Here]

Left



[Attach Sticker Here]